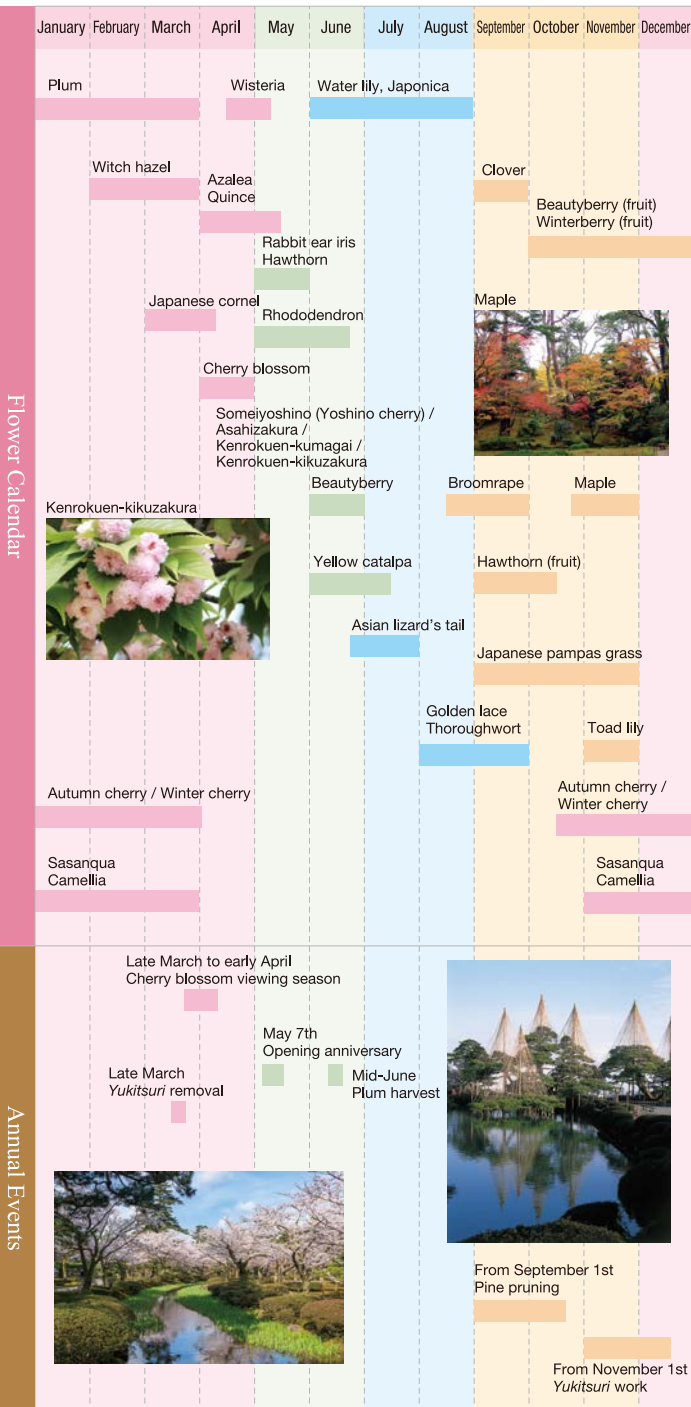


Kenrokuen seasonal schedule



Special Place of Scenic Beauty Kenrokuen Garden

Hours March 1st - October 15th: 7:00am to 6:00pm (Admission until 5:30pm)
October 16th - end of February: 8:00am to 5:00pm (Admission until 4:30pm)
*The garden is illuminated (open at night) during cherry blossom viewing season and autumn foliage season.

Entrance fee Individuals
• Adults (18 years and older) 320 yen • Children (6 years old to under 18 years old) 100 yen
*Free for ages 65 and over

Groups
• Adults (18 years and older) 250 yen • Children (6 years old to under 18 years old) 80 yen
*30 or more paying visitors



Shigure-tei Teahouse

Reproduction of an Edo period residence

Hours 9:00am to 4:30pm (Admission until 4:00pm)
*Closed from December 29th to January 3rd.

Tea service fee Matcha: 800 yen (includes Japanese sweets)
Green tea: 340 yen (includes Japanese sweets)



By bus

- Take the bus from JR Kanazawa Station East Exit, get off at "Kenrokuen-shita / Kanazawa Castle" and enter through Katsurazaka entrance.
- Take the bus from JR Kanazawa Station East Exit, get off at "Hirosaka / 21st Century Museum of Contemporary Art" and enter through Mayumizaka entrance.

By taxi

- Approx. 4km (10 min.) from JR Kanazawa Station

By car

- Approx. 30 min. from Hokuriku Expressway Kanazawa Nishi IC
- About 20 min. from Hokuriku Expressway Kanazawa Morimoto IC

There is no parking lot within the garden. Please use a nearby paid parking lot.
Parking for people with disabilities is available at the adjacent Ishikawa Prefectural Museum of Traditional Arts and Crafts. Please contact the museum in advance if you wish to use it.
Tel: 076-262-2020

Ishikawa Prefecture Kanazawa Castle /
Kenrokuen Garden Management Office
1-1 Marunouchi, Kanazawa City Tel: 076-234-3800

Please use the guide system

Kanazawa Castle / Kenrokuen Garden local commentary
Kanazawa Castle AR app
View detailed explanations and precious old drawings.
Install via QR code

Audio guide available in 4 languages (Japanese, English, Chinese, Korean)
Contact: Ishikawa Prefecture Kanazawa Castle Research Institute
kncastle@pref.ishikawa.lg.jp

Special Place of Scenic Beauty

Kenrokuen Garden



Ishikawa Prefecture Kanazawa Castle /
Kenrokuen Garden Management Office

History

Kenrokuen is a strolling-style landscape garden with the characteristics of a typical landscape garden of the Edo period.
In 1676, the fifth lord of Kaga Domain, Maeda Tsunanori, moved his garden house to the castle site, built a rest house called "Renchi-ochin", and started to landscape a garden called "Renchi-tei" (lotus pond garden) in the surrounding area. This was the beginning of Kenrokuen garden.
In 1822, the 12th lord of the domain, Narinaga, built Takezawa Villa, a retreat on Chitosedai Plateau to the southeast of the castle. He created a winding stream using water sourced from the Tatsumi water channel, and various stone bridges. In this year, the garden was given the name "Kenrokuen".
Two years after Takezawa Villa was completed, Narinaga passed away, and the 13th lord, Nariyasu, demolished the villa, dug out Kasumigaikie pond and created new winding streams harmonized with the existing Renchi-tei garden. The basic composition of the majestic strolling garden that we see today was completed.
After the abolition of feudal domains, Kenrokuen Garden was opened to the public on May 7, 1874. On March 8, 1922, it was designated as a Place of Scenic Beauty. On March 20, 1985, it was designated as a Special Place of Scenic Beauty.

Origin of the garden name

The name comes from a passage describing Koen Garden (lake garden) in the Chinese classic "Rakuyo-Meienki" (Rakuyo outstanding gardens). It says that although it is difficult to combine all six excellent elements in a single garden, it has been achieved in this garden.

"A garden cannot combine all six excellent elements. If there is spaciousness, seclusion will be diminished. If artifice dominates, it will lack antiquity. If there are many watercourses, it will lack commanding views. Koen Garden is the only garden that combines these six elements".

Spaciousness	Spacious areas	↔	Seclusion	Secluded and quiet
Artifice	Human skills are involved	↔	Antiquity	Able to feel nature from ancient times
Watercourses	Abundant water supply through streams, ponds and waterfalls	↔	Panoramas	Commanding fine views

Kenrokuen Garden values these six elements.

What are the most special of the six elements?

Watercourses: Tatsumi water channel, which still exists today

A large fire prompted Toshitsune, the third lord of the domain, to build the Tatsumi water channel in 1632 as a water source for Kanazawa Castle's fire prevention and to fill the moat.

In order to bring water up to the castle (altitude 50m), a tunnel and open channel were built from 11 km upstream of the Sai River, along the slope of the plateau, and the water was drawn in.

The Tatsumi water channel still flows through a tunnel remaining since the Edo period, bringing clean water to Kenrokuen garden, Kanazawa Castle, and the city of Kanazawa.

Artifice: Human skills that created the garden with six elements

Ponds, streams, famous trees, mountain views integrated with the garden, a valley in the mountains that suddenly appears, etc. were all considered and created by human skills. Other types of human skills are the skills of Kenrokuen's gardeners, who have been caring for the garden for a long time, refining its beauty while making use of techniques passed down from generation to generation at Kenrokuen, and the skills of the workers who manage and weed the beautiful moss.

Wishing for peace and the prosperity of Kaga Clan

It is said that this garden was constructed based on Shenxian thought (ancient Chinese folk belief in the existence of mountain wizards). Islands in Kasumigaike Pond and Hisago Pond represent Shenxian islands, in which wizards are said to live with the elixir of life. In addition, the garden makes us feel the clan lord's desire for longevity and eternal prosperity through its items.



1 Kotoji Lantern

The appearance as if it puts its legs softly into Kasumigaike Pond is beautiful. The lantern was given this name because its legs look like the bridge of a *koto* (Japanese harp). This lantern and Rainbow bridge, which is also shaped like a *koto*, are the representative views of the garden.



2 Karasaki Pine

The 13th feudal lord, Nariyasu, obtained the seed from the Karasaki Shrine, near Lake Biwa. This black pine's branches are in an exquisite shape, reminding us of a flying crane. The scenery of the tree with *yukitsuri* (ropes protecting the branches from heavy snow) is a seasonal feature of the garden.



3 Kasumigaike Pond

This is the largest pond, located in the center of the garden. There is Horai Island, which represents a Shenxian island, and there are scenic spots such as the Kotoji Lantern, Karasaki Pine, Sazae-yama Hill and Oyashirazu Cliff. You can enjoy the scenery while strolling around. Turtle-like Horai Island and Karasaki Pine, like a crane spreading its wings to fly, represent longevity and auspicious creatures.



4 Ganko Bridge

This bridge depicts geese flying in a row into the evening sky. Because each of the 11 red *tomuro* (granite) stones are shaped like a turtle's shell, it is also known as the "turtle shell bridge". It is believed that those who cross this bridge will live a long life. *Tomuro* stones are stones made from a small volcano to the east of Kanazawa.




5 Shichifukujin Hill

Stones representing the *shichifukujin* (seven good fortune gods) worshiped in Japan since the Edo period are placed here. This garden was created by the 12th feudal lord, Narinaga, to view from his study. Shichifukujin Hill, the flowing water and natural background scenery of Mt. Utatsu create a beautiful scene.

Strolling route

- Standard Course (60 min)
- Barrier-free Course



6 Neagari Pine

This pine tree is said to have been taken from the Suemori Castle site by the 13th feudal lord, Nariyasu. It is said that the tree was planted on a mound of soil and, once grown, the soil was removed to expose the roots. More than 40 roots of various sizes rise up to 2 meters above the ground, providing an impressive sight.



7 Meiji Monument

The monument featuring a statue of Yamato Takeru (a legendary hero), was built in 1880 to comfort the spirits of local soldiers who died in the Seinan War. The height of the bronze statue is 5.5m, and it is said to be the first non-Buddhist bronze statue built in Japan.




8 Sekirei Island

On this island there are yin-yang stones, pine trees and a pagoda, which represent life's three major events: birth, marriage and death, respectively. The island name is said to have been given by the 13th feudal lord, Nariyasu, after the wagtail bird, which has long been a symbol for the perpetuation of one's descendants.



9 Winding Streams

The water that flows from the foot of Mt. Yamazaki, the highest point in the garden, forms a winding stream approximately 570m long, flowing around the garden and into Kasumigaike Pond. Cherry blossoms, azaleas and irises are planted on both banks of the winding stream that goes around the Chitosedai area.



11 Hisago Pond and Midori Waterfall

The area around Hisago Pond was once called RENCHITEI (lotus pond) garden, and it is said that the creation of Kenrokuen Garden began here. The pond's shape resembles a gourd ("Hisago" in Japanese). Midori Waterfall is 6.6m high and 1.6m wide, and falls into Hisago-ike Pond. It is said that the 11th feudal lord, Harunaga, who worked to restore RENCHITEI garden, had the waterfall recreated many times to achieve his desired sound.




10 Plum Grove

In 1968, the nationwide famous plum trees were collected from Kitano Tenmangu Shrine, Dazaifu Tenmangu Shrine, Yushima Tenjin Shrine and Mito Kairakuen Garden and so on, as the Meiji Centennial Commemoration project. They start blooming in January, and are their best from February to March.



12 Yugao-tei Tea House

This is the oldest building in the garden, built in 1774, and it still retains its original appearance. The walls of the tea room are decorated with openwork carvings of yugao (the old name for gourd). This tea house is also called "Takimi-ochin."



13 Fountain

This fountain is said to have been constructed by the 13th feudal lord, Nariyasu as a prototype for a fountain in the castle. Its water comes from Kasumigaike Pond, and it works by natural pressure caused by the difference in elevation of the two ponds. It rises to approx. 3.5m high. It is said to be the oldest fountain in Japan.

Toll gate	Route bus	Available for OSTOMATE users	Visitor entrance
Information booth	Taxi	Tea service	Wheelchair rental
Restroom	Bicycle parking area	Shop & light meals	AED
Accessible restroom	Parking lot for the disabled	Coin lockers	No entry for unauthorized persons



0 50 100m